

# Emissions Trading in Lithuania

6 November 2009



**LAAIF**

**Diana Vedlugaite**

**Jolanta Žalčiauskienė**

**Lithuanian Environmental Investment Fund (LEIF)**

**Climate Change Division**



## SUMMARY:

- About LEIF
- GHG Registry
- Compliance data
- Allocation vs. Verified Emissions in Phases I & II
- Surrendered CERs by sectors
- Turnover of Kyoto units
- Administration of the New Entrants' Reserve
- (Un)known future changes





## About LEIF:

- Founded in 1996 by the Ministry of Environment; main task – to support public and private sectors in realization of environmental projects and projects to reduce the negative impact of economic activities on environment.
- On 29<sup>th</sup> of April, 2004 (order of the MoE) LEIF has been authorized to carry out the function of GHG Registry and JI projects administration.
- Climate Change Division was founded in 2005. Currently 3 persons employed. Servers – in the MoE, outsourced IT services (DTS Solutions).





# GHG Registry

- 14 November 2005 – started with GRETA software (UK).
- August 2009 – decision on data migration from GRETA to Community Registry (CR) software of the EC.
- 4 September 2009 - positively assessed by the UNFCCC Inventory Review Team.
- September 2009 – successfully passed EU ETS and Annex H tests.
- 1 October 2009 – GO-LIVE with CR.





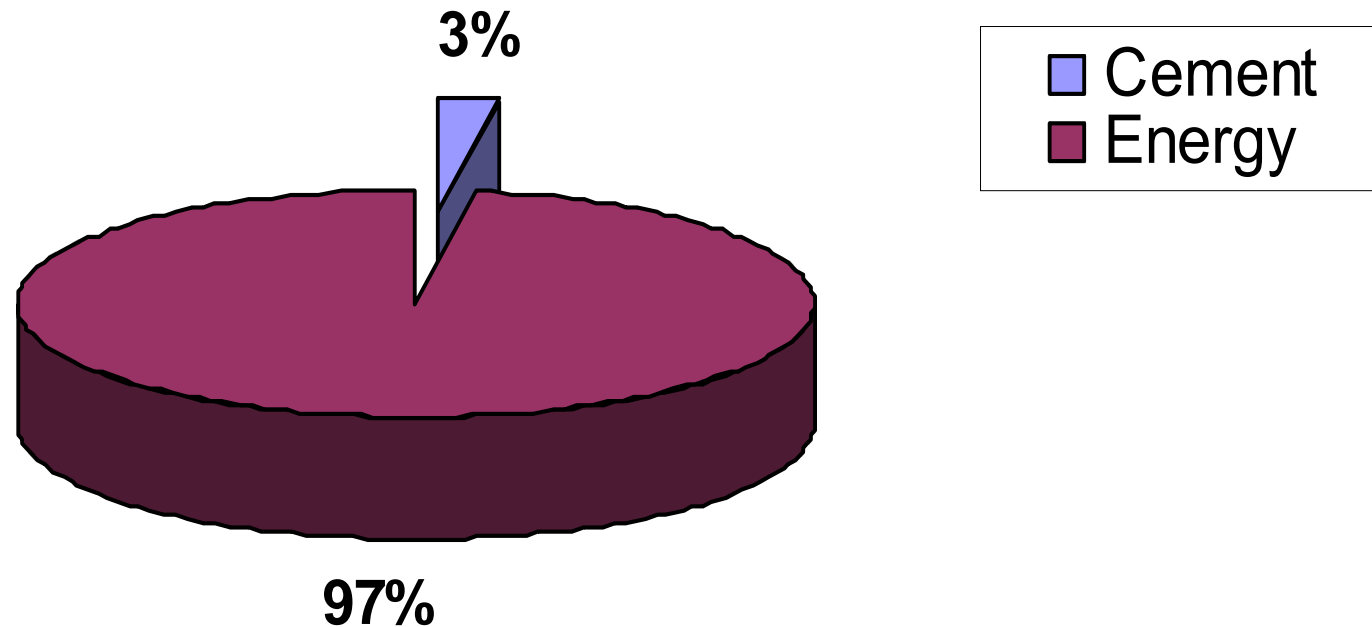
# Compliance data 2008

Member State	Free allowances allocated for 2008	Verified Emissions	Surrendered Emissions	CERs surrendered	Compliance status
<b>LT</b>	<b>7.509.636</b>	<b>6.103.720</b>	<b>6.103.720</b>	<b>466.169</b>	<b>100,000%</b>
<b>LV</b>	2.938.649	2.742.918	2.736.517	103.271	99,767%
<b>EE</b>	11.678.257	13.540.891	13.552.575	-	100,086%
<b>CZ</b>	85.559.188	80.399.038	80.392.791	1.845.344	99,99%
<b>PL</b>	200.940.237	204.107.419	204.866.112	4.637.256	100,037%
<b>TOTAL in EU</b>	<b>1.903.120.532</b>	<b>2.090.639.380</b>	<b>2.055.132.764</b>	<b>81.462.223</b>	

• Data source:

[http://www.carbonmarketdata.com/worlddb\\_v0.1/citl/country.php?crypt=bmV3PTEmaWRjb3VudHJ5X2dyb3VwPTE%3D](http://www.carbonmarketdata.com/worlddb_v0.1/citl/country.php?crypt=bmV3PTEmaWRjb3VudHJ5X2dyb3VwPTE%3D)

## Surrendered CERs by sectors in 2008

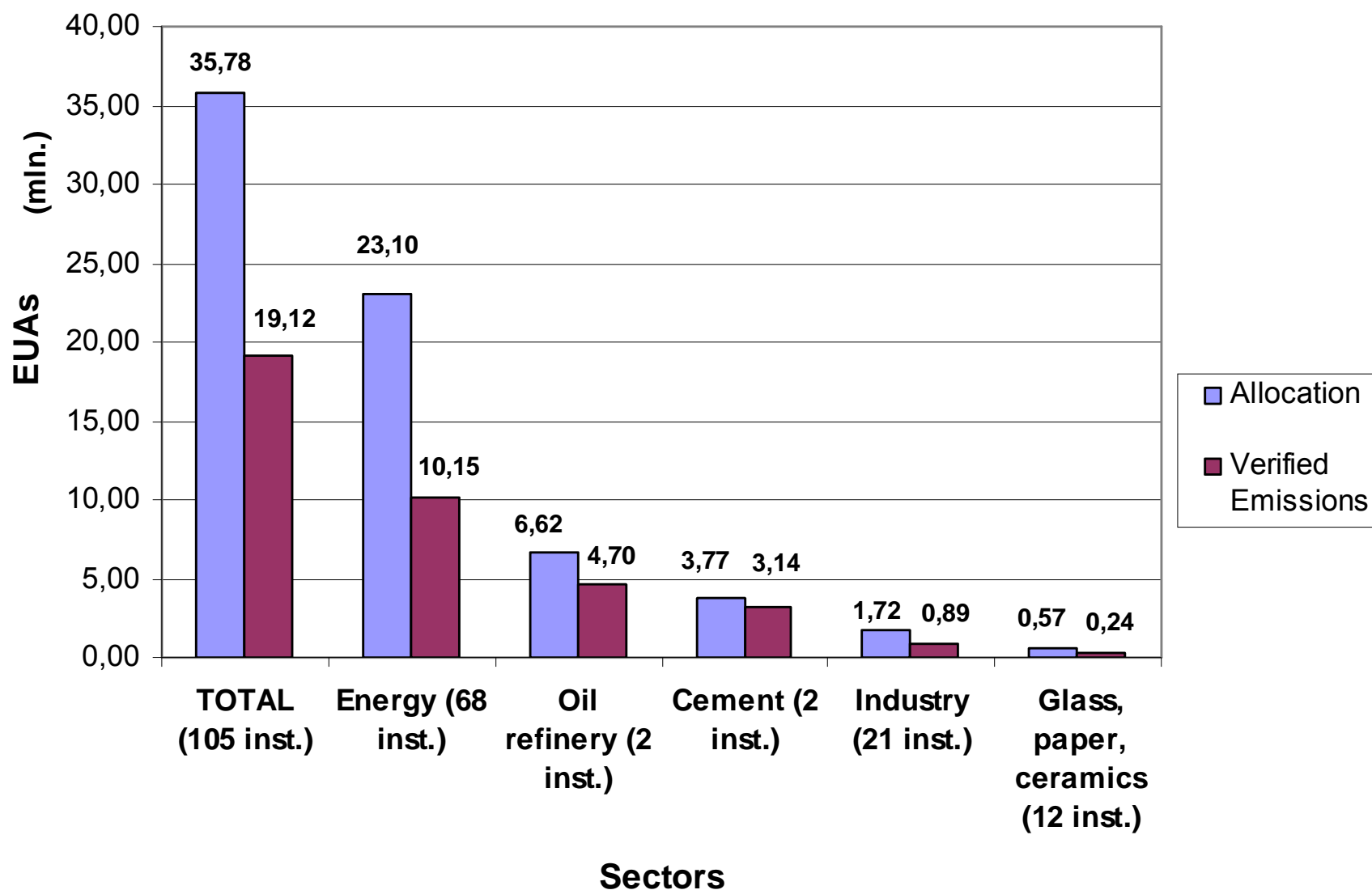


Operators are allowed to use other Kyoto units (e.g. CER) for surrender - up to **20 % of their allocation**.

In 2008 - **466169** CERs were used for surrender.



## Allocation vs. Verified Emissions by sectors in Lithuania – Phase I (2005-2007)





LAAIF

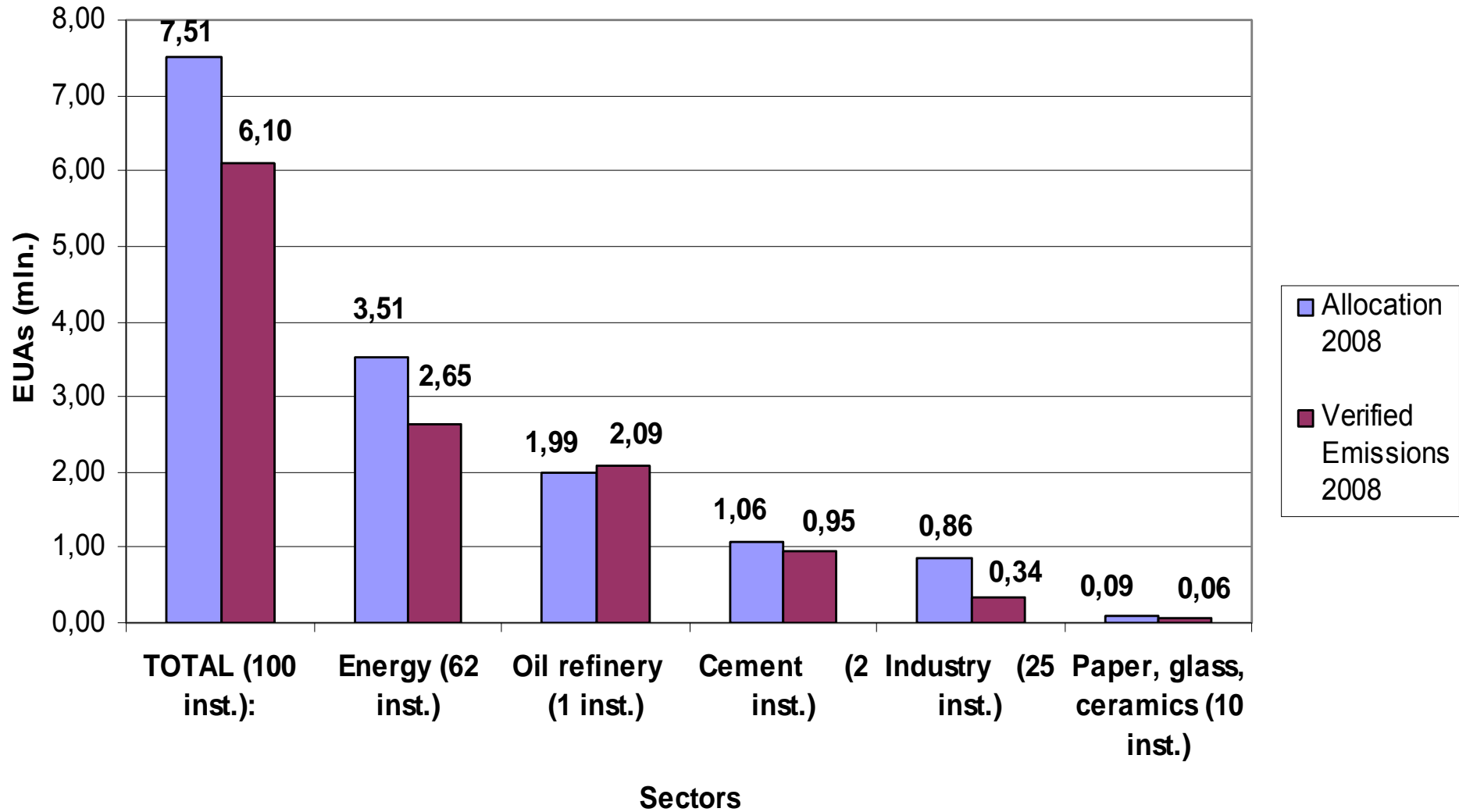
# EUAs turnover by sectors 2005-2007

Sector	Transactions in 2005 (14 November – 31 December)		Transactions in 2006		Transactions in 2007	
	Received	Transferred	Received	Transferred	Received	Transferred
Energy	3	-250.003	739.060	-5.016.733	2.115.964	-4.302.132
Oil refinery	-	-	1	-1.570.001	-	-1.600.000
Cement	-	-	50.000	-400.000	-	-
Industry	-	-	-	-244.409	-	-76.059
Glass, paper, ceramics	-	-	15.001	-85.586	7.151	-31.016
<b>Total: Balance:</b>	<b>3</b>	<b>250.003 - 250.000</b>	<b>804.062</b>	<b>7.316.729 - 6.512.667</b>	<b>2.123.115</b>	<b>6.009.207 - 3.886.092</b>



LAAIF

# Allocation vs. Verified Emissions by sectors in Lithuania – Phase II (2008)





LAAIF

# EUA/CER turnover by sectors (2008.11.01-2009.09.30)

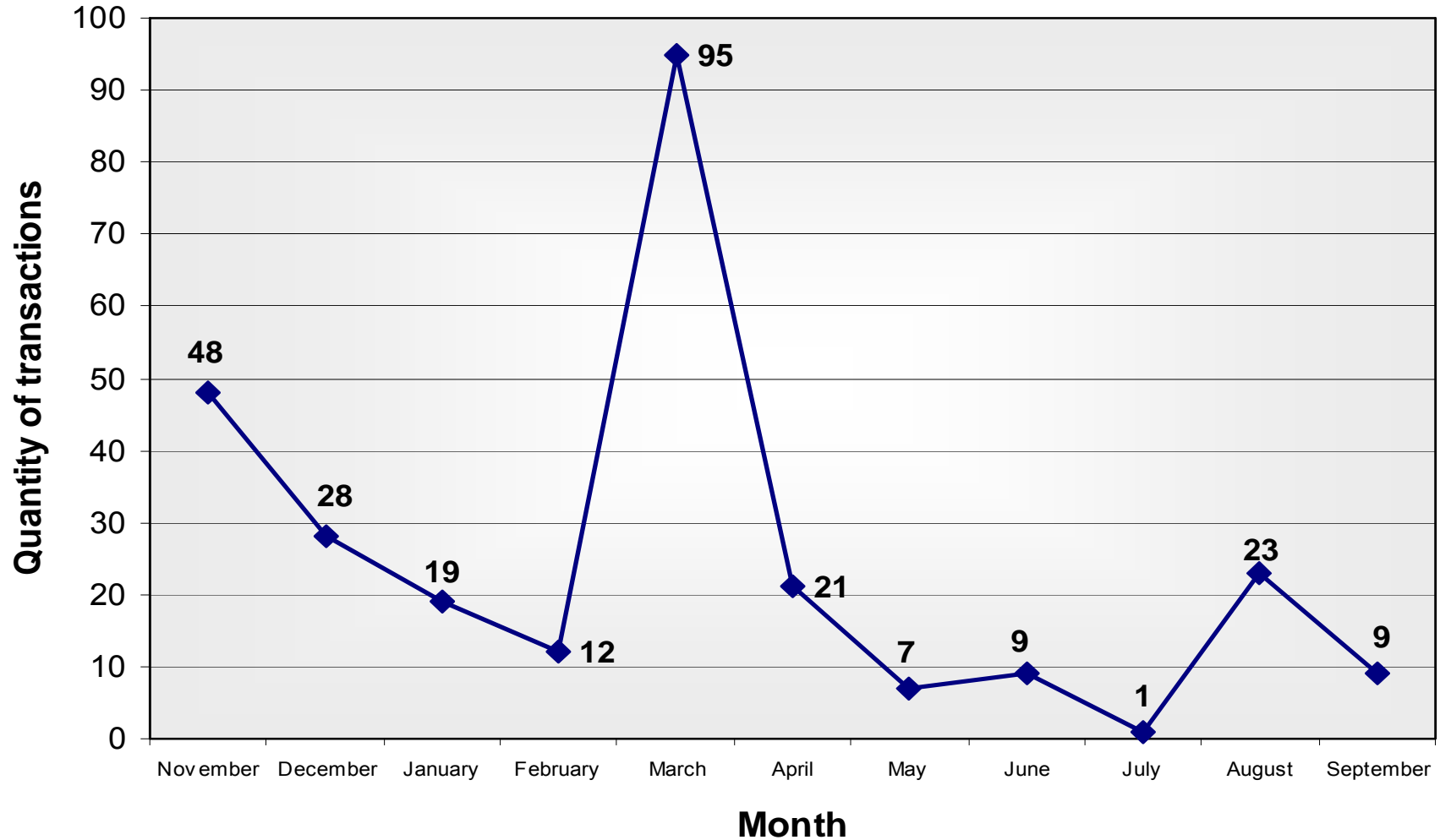
UNITS	EUA			CER		
SECTOR	Received	Transferred	Balance	Received	Transferred	Balance
ENERGY	1.016.139	-3.566.422	<b>-2.550.283</b>	951.842	-480.505	<b>471.337</b>
INDUSTRY	43.060	-745.387	<b>-702.327</b>	30.012	0	<b>30.012</b>
CEMENT	0	-708.910	<b>-708.910</b>	50.000	-38.000	<b>12.000</b>
PAPER, GLASS, CERAMICS	0	-65.019	<b>-65.019</b>	0	0	<b>0</b>
OIL	0	0	<b>0</b>	0	0	<b>0</b>
<b>TOTAL:</b>	1.059.199	-5.085.738	<b>-4.026.539</b>	1.031.854	-518.505	<b>513.349</b>

# Main countries to trade 2008.11.01-2009.09.30

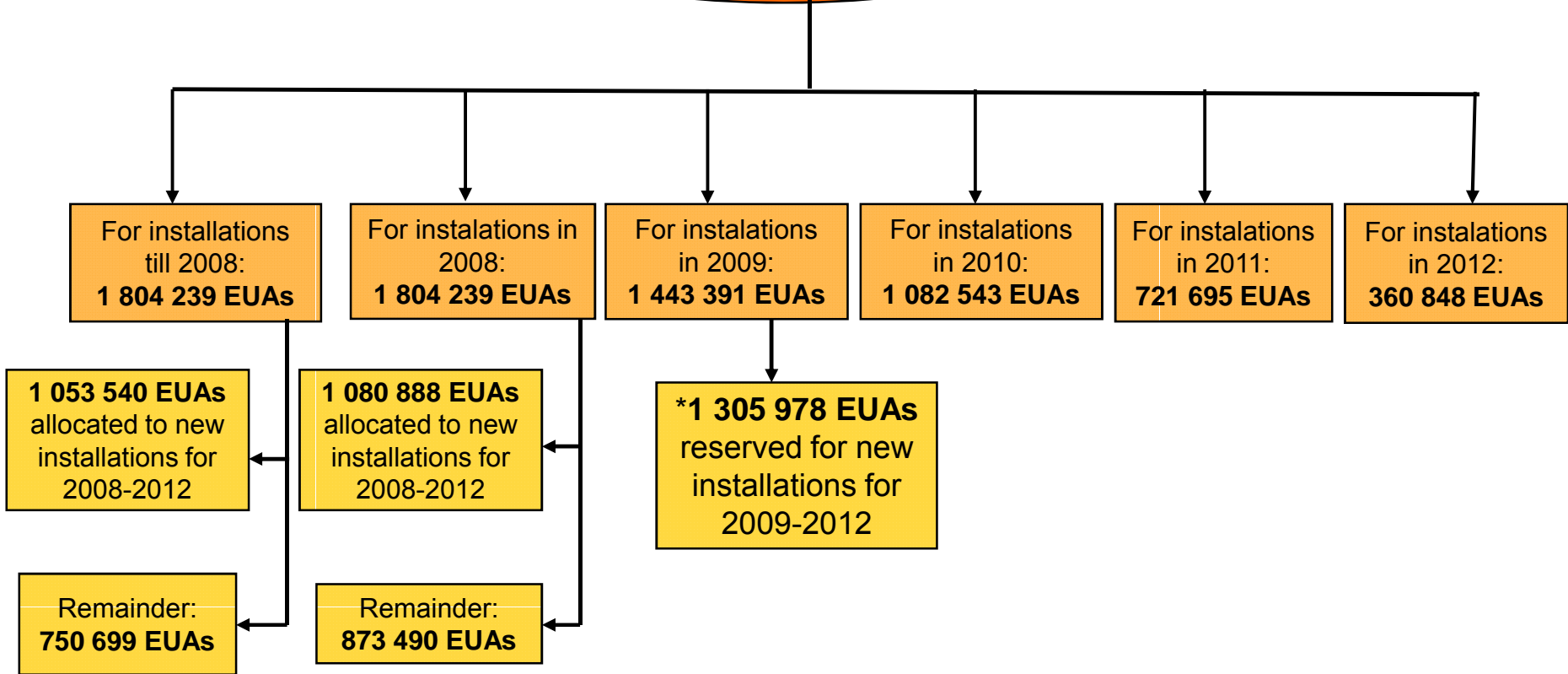
From LTU to...	Units	From...to LTU	Units	Balance
<b>France</b>				
2.248.955	EUAs	461.000	EUAs	-1.787.955
0	CERs	699.586	CERs	699.586
<b>Denmark</b>				
2.100.346	EUAs	570.004	EUAs	-1.530.342
0	CERs	80.012	CERs	80.012
<b>Great Britain</b>				
220.506	EUAs	0	EUAs	-220.506
0	CERs	221.751	CERs	221.751
<b>Estonia</b>				
179.150	EUAs	0	EUAs	-179.150
0	CERs	0	CERs	0
<b>Netherlands</b>				
17.330	EUAs	0	EUAs	-17.330
38.000	CERs	0	CERs	-38.000



# Transactions per month 2008.11.01-2009.09.30



**New Entrants' Reserve  
7 216 955 EUAs**



About 3-4 mln. allowances may remain unused in the NER in 2013.





# Future changes

- From 2010 on – State Registry
- No free EUAs in Phase III: EU auctions from 2013 onward
- Aviation (2012 onward)
- Banking – not known yet



# Thank you for your attention!



## LAAIF

Laisvės pr. 3, LT-04215 Vilnius

Tel. 8 ~ 5 241 21 14

8 ~ 5 216 97 99

Fax 8 ~ 5 216 93 99

[www.laaif.lt](http://www.laaif.lt)

<http://etr.am.lt>

[jolanta@laaif.lt](mailto:jolanta@laaif.lt), [diana@laaif.lt](mailto:diana@laaif.lt)

[sdregistras@laaif.lt](mailto:sdregistras@laaif.lt)